




COIN COLLECTORS





Three Jars




You just earned some  walking the neighbor's .

You also have a few  left over from your  .



Where will you put all of your  ?

You can put it in your , but that means all your  will be in one place.

What if you want to split it up? Here's how you can do that.

Find   . Label one **SPEND**. Label another one **SAVE**. And label the third **GIVE**.

Use the **SPEND**  for all the  you want to use NOW or very soon.

Use the **SAVE**  to keep all the  you want to put away for something big that you want to buy in the FUTURE.

And use the **GIVE**  for all the  you want to give to charity.

Now, whenever you earn or receive  , you can divide it among your   .

This way, you'll have some  set aside for now, some for the future, and some to  with others.

Key:



Gift



Dollars



Share



Money



Jar



Dog



Piggy bank



Birthday

Counting fun!



How many coins are in each jar?
How many dollars are in each jar?
 Count the coins and dollars in each jar. Then add your answer to the lines below each jar.



_____ coins

_____ dollars



_____ coins

_____ dollars




_____ coins

_____ dollars

Joke of the Day!

What did the triangle say to the circle?



Answer: "You're pointless"

Bring this finished worksheet into the credit union for 1 Kid's Cash! When you collect 5 Kid's Cash you can pick a prize from our treasure chest. (ages 0 to 12)



WELDCOMMUNITY®
CREDIT UNION

Published by WCCU
 2555 47th Ave
 Greeley, CO 80634
 970-330-9728
 weldccu.com

Drive-Up: 7am to 5:30pm
 Lobby: 9am to 5:30pm
 Saturday Drive-Up: 9am to Noon

